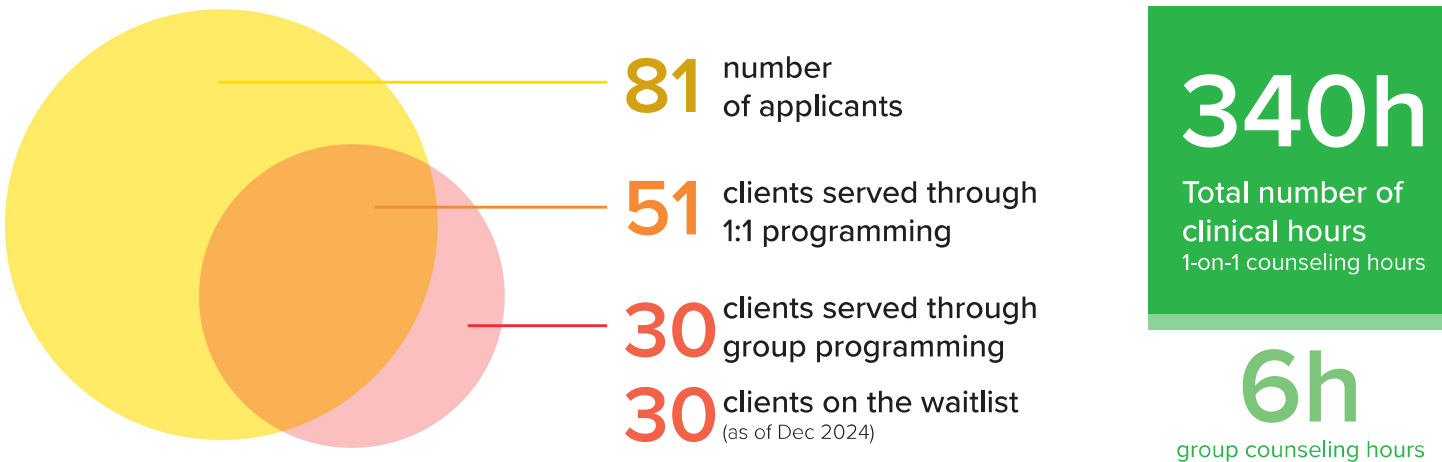


MENTAL HEALTH INITIATIVE: First Year Highlights

The CGLCC 2SLGBTQIA+ Entrepreneur Mental Health Initiative, funded in March 2024, began delivering services in May 2024 after planning and word-of-mouth advertising.



INCOME LEVELS AND HOUSING

- 💰 **Over half** the program participants earn less than \$50k annually, both individually and as households.
- 🏠 Most participants rent their homes, with over 9% experiencing **housing insecurity**.

ACCESS TO MENTAL HEALTHCARE AND IMPROVED MENTAL HEALTH

- ♥ Thanks to the program, **70% of clients** now have access to affirming mental healthcare that they otherwise wouldn't have.
- Without the program, **30% of clients** could only access fewer than 12 therapy sessions annually through their health benefits.
- 👍 **100% reported improved mental health** and wish to continue with their current therapist if funding allows the program to expand.

“Life changing initiative for 2SLGBTQIA+ entrepreneurs by connecting community, neurodivergent specializations, and allowing folks to have a safe space to stop performing and sit with the hardships of business challenges in a heteronormative dominant space.”

“I am incredibly grateful for this program that made it possible for me to receive mental health services from a highly skilled LGBTQ+ therapist that I truly needed and otherwise wouldn't have been able to afford. By supporting my mental well-being, this program is empowering me build a company that hopefully in turn one day will be able to pay this kind of collective kindness forward.”

KEY POINTS TO HIGHLIGHT

These statistics emphasize the continued need for inclusive, safe, and knowledgeable services, for 2SLGBTQIA+ entrepreneurs.

The data underscores financial barriers faced by 2SLGBTQIA+ entrepreneurs in accessing affirming mental health care.

**Data was self-reported, showcasing a wide variety of sexualities and diverse identities*

AGE

5 | 19-24

7 | 25-29

12 | 30-34

10 | 35-40

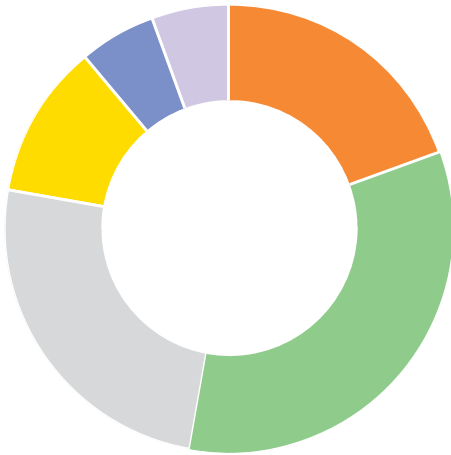
0 | 41-44

2 | 45-49

1 | 50-54

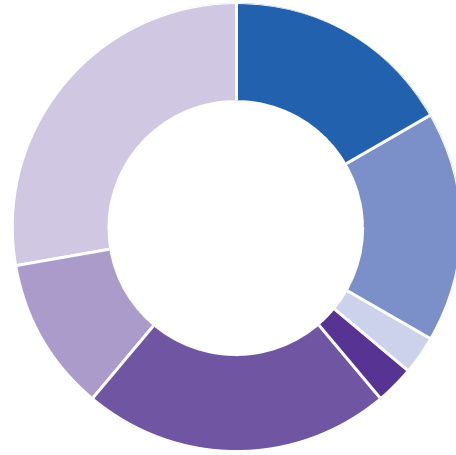


GENDER



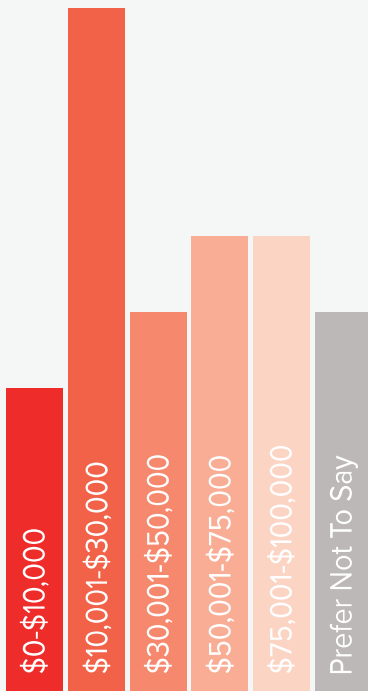
- 7 Male
- 12 Female
- 9 Non-Binary
- 4 Genderqueer
- 2 Agender
- 2 Bigender

SEXUALITY




- 6 Bisexual
- 6 Gay
- 1 Omnisexual
- 1 Asexual
- 8 Lesbian
- 4 Pansexual
- 10 Queer

PERSONAL INCOME



4 9 5 6 6 5

BUSINESSES OWNED BY EQUITY-DESERVING GROUPS



- 2 Women, transgender, person with disabilities, global majority (Indigenous)
- 1 Transgender, person with global majority disabilities
- 2 Global majority (Black and People of Colour)
- 2 Person with disabilities
- 2 Women, transgender, person with disabilities
- 4 Transgender
- 2 Women, person with disabilities
- 11 Women
- 1 Transgender, global majority (Black and People of Colour)
- 1 Youth, person with disabilities
- 1 Women, youth, person with disabilities